


















Welcome to Harewood



1. Harewood House main entrance
2. North Front
3. Sylvascope Treehouse
4. All Saints' Church
5. Woodland Wonderland
6. Terrace Café
7. Terrace Garden + Archery Border
8. West Garden
9. Sun Sides
10. Remains of Gawthorpe Hall

11. PlayTerrace - open during select school holidays only
12. Courtyard - Café, Shops and Visitor Information
13. South Garden
14. Adventure Playscape
15. Ferry - closed until Spring 2026
16. Himalayan Garden - no tramper access
17. Stupa
18. Bothy Teahouse
19. Walled Garden - access via Himalayan Garden

 Path partially closed mid November - mid December

- | | |
|--|--|
|  Information |  Accessible Toilets |
|  Shop |  Toilets |
|  Seating |  Baby Changing |
|  Shuttle Stop |  Parking |
|  Tramper collection point |  Disabled Parking |
|  Steep incline |  Food + Drink |
|  Viewpoint |  Ice Cream + Snacks |