



# Welcome to Harewood

Harewood is a place for arts and craft, for nature and for play. Reimagining the role of a country house in the 21st century.

We hope you will enjoy exploring the house and our exceptional and sometimes surprising exhibitions of art and craft. From the grand state rooms of the house to kitchens and 'servants quarters' below stairs and some of the best contemporary art from around the world - Harewood is a treasure to enjoy.











Adventure through our stunning landscape by choosing the North Park, South Park or Lakeside walks (or all three!) and discover a world of incredible wildlife. See food and flowers being grown in our Walled Garden or take in the views from the formal terrace.

Play in our Adventure Playground, at the Sylvascope treehouse or in the Woodland Wonderland.

And, with a whole year of exciting activities, events and workshops taking place here at Harewood, always check the latest updates at [harewood.org/whats-on](http://harewood.org/whats-on)

Have a great day and we'll see you soon.

## Attractions

-  Harewood House
-  The Bakehouse
-  Adventure Playground
-  Courtyard, inc. Café + Shop
-  Terrace + Archery Border
-  Gawthorpe Hall, Archaeological Site + Sun Sides
-  Ferry
-  Bothy Teahouse
-  Walled Garden
-  Himalayan Garden + Stupa
-  Sylvascope Treehouse
-  Woodland Wonderland + All Saints' Church



## Walks

 Starting Points

### North Park Walk

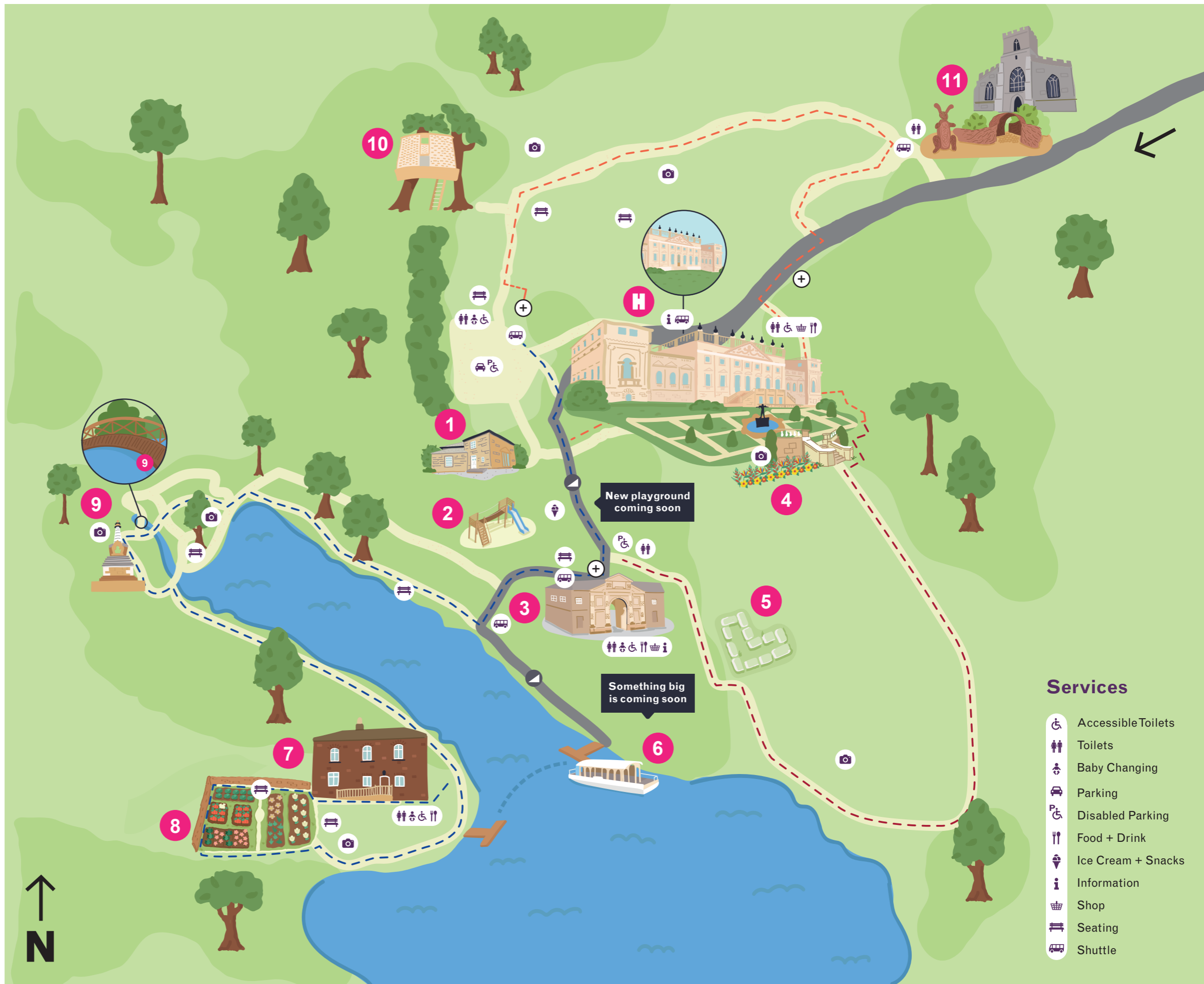
This walk is mostly flat, with some inclines. The path is soft woodchip.

### South Park Walk












This walk is mostly flat with some inclines. The path is soft grass and can be muddy when wet.

### Lakeside Walk

The lakeside path is gravel and mostly flat and an accessible route is available. The Himalayan Garden has narrow paths, steps and a bridge.



## Services

-  Accessible Toilets
-  Toilets
-  Baby Changing
-  Parking
-  Disabled Parking
-  Food + Drink
-  Ice Cream + Snacks
-  Information
-  Shop
-  Seating
-  Shuttle

 Tarmac Path  
Steep incline